

Schematic Detail of PT600/100 Class D Silt Trap

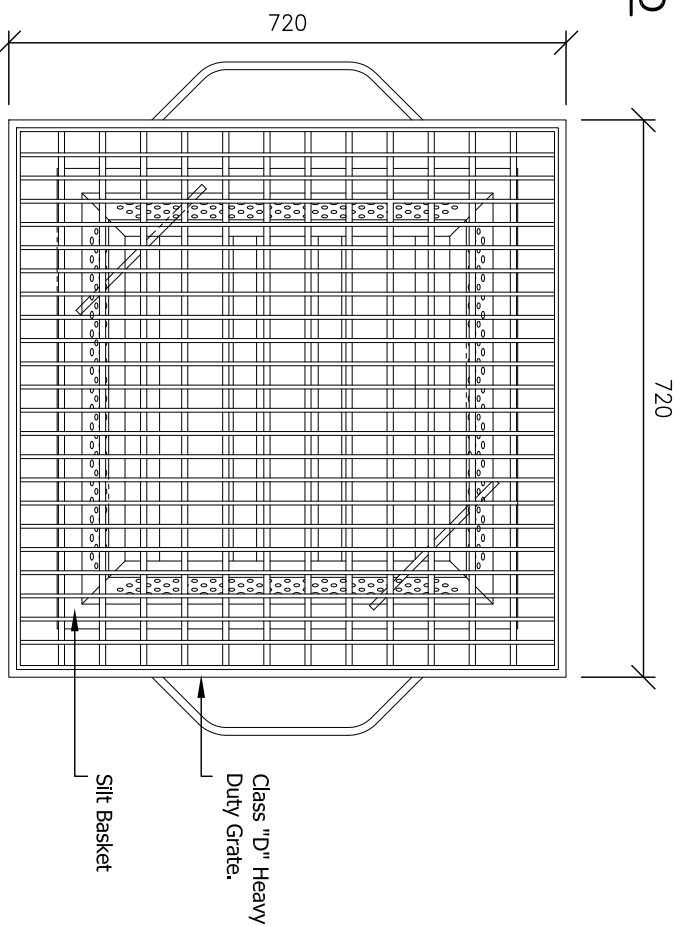
SPECIFICATIONS

Material	6mm MDPE
Chamber Capacity	130 Litres
Outlet Size	150mm
Silt Basket Material	8mm MDPE
Treatable Flow Rate	5 Litres/sec
Grate	Class D Heavy Duty Galvanised
Silt Capacity	50 Litres - Basket 40 Litres - Chamber
Sediment Removal	> 99%
	> 0.3mm mesh

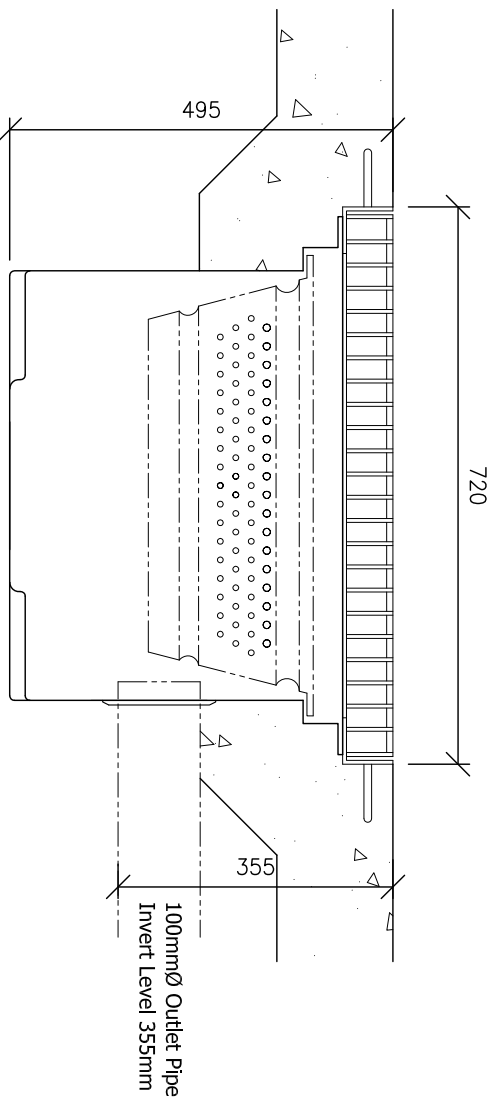
Available Options
 150mm Outlet
 150mm Outlet In Base
 Class 'B' Grate
 Class 'C' Grate
 Note: Inverts will change. Request details if required.

PROCESS DETAILS


A Fox Model PT600 Silt Trap is ideal for installation in an indoor wash bay or outdoor areas with no vehicle access. The Silt Trap has a basket with approximately 50 litres capacity which is easy to remove, ensuring simple, low cost servicing and maintenance. If the intensity of rainfall exceeds the flow capacity of the silt basket or bad housekeeping has allowed basket to become full, water will back-up onto the catchment area. For applications where this is not acceptable a high flow basket should be used.



Plan



Elevation



This is a schematic representation only. Slab size and gradient to engineers details as arranged by customer. All plumbing and electrical connections to be installed by certified tradesmen in accordance with relative authorities requirements. Tradesmen to be engaged by the purchaser. System to be approved by relative Local Authorities before Installation.

This Drawing and design is the Property of Fox Environmental Systems Pty Ltd. It must not be used for any other purpose than that for which it was issued.

Project	System Specifications
Drawing Title	PT600/100 Class D

Drawn by:	J.F.S
Date:	14/01/2010
Scale:	1:10
Drawing No:	A4-SPEC-1013/3