

# Schematic Detail of DD600 System with Class B Grate

SPECIFICATIONS	
Chamber Capacity	34.34 Gallons
Material	0.24" MDPE
Silt Basket Capacity	13.21 Gallons
	0.35" holes
Diversion Valve	
Flow Rate	317 Gallons/min @1' 7.7" head
Grate	Class 'B' Galvanised

Available Option  
6" Stormwater Outlet  
Class 'D' Grate (H 20)  
Note: Inverts will change.  
Request details if required.

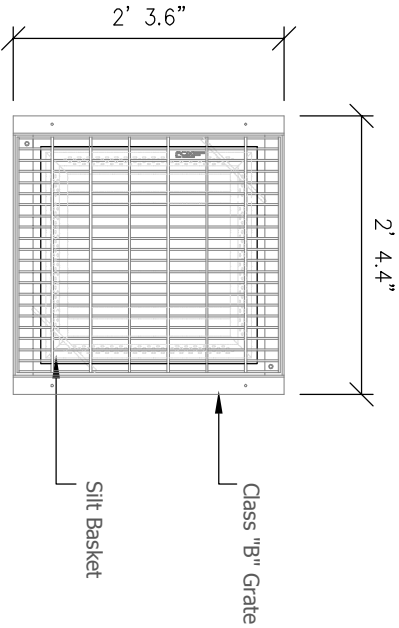
## PROCESS DESCRIPTION

The Fox DD600 is a demand driven diversion unit that is designed for use in an area where, at the end of a wash activity the area will be hosed clean of pollutants such as grease and oils. **It is most important that the area be left clean as there is no protection for the environment when a wash operation is not taking place.**

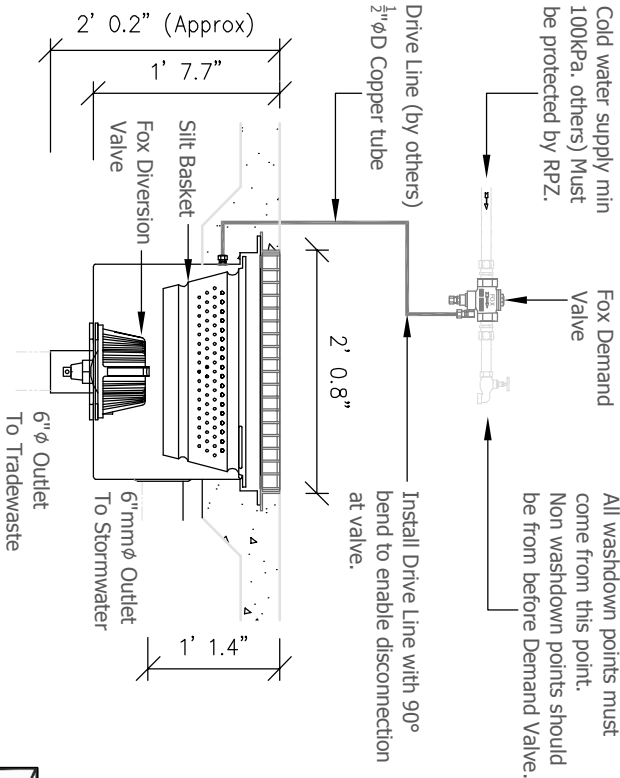
All runoff is presented through the grated inlet and a polyethylene basket captures silt, solids and free floating debris. This is removable for disposal of captured pollutants.

A Fox Diversion Valve is fitted in the bottom of the pit and is connected via a ½" drive line to the Demand Valve by the installing plumber. This is the signal line that will activate the diversion valve when the demand for wash water is detected.

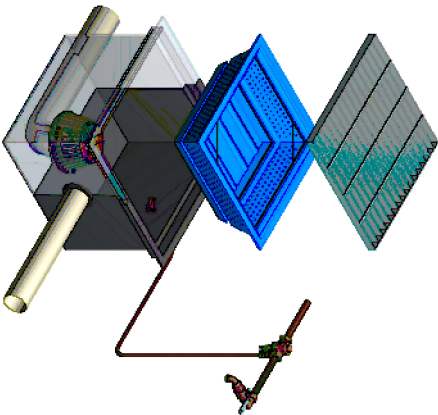
During a wash operation all runoff is diverted to a holding tank for treatment before exiting to the sewer. Once the wash activity has ended the valve will close allowing any rain to fill the chamber and leave through the stormwater outlet.



PLAN



Elevation



This is a schematic representation only. Slab size and gradient to engineers details as arranged by customer. All plumbing and electrical connections to be installed by certified tradesmen in accordance with relative authorities requirements. Tradesmen to be engaged by the purchaser. System to be approved by relative Local Authorities before Installation.

This Drawing and design is the Property of Fox Environmental Systems Pty Ltd. It must not be used for any other purpose than that for which it was issued.

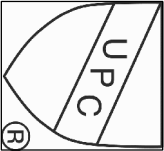
## Project

### System Specifications

#### Drawing Title

DD600 System

Drawn by:	J.F.S
Date:	20/10/2009
Scale:	As Specified
Drawing No:	A4-SPEC-1003/2



IGC 234